


Apple Themed Writing Paper



Name: _____


Title: _____ Author: _____

characters

setting


problem

solution




Name: _____

apple



orange



Name: _____



How to _____



First,




Next,




Then,



Last,





apples




apple tree


apple acrostic poem















name: _____




characters

setting


title

problem

solution




by: _____



Handwriting practice lines consisting of a solid top line, a dashed middle line, and a solid bottom line. This set of lines is located to the right of the apple illustration.

by: _____


Blank writing area with four sets of primary handwriting lines (top solid, middle dashed, bottom solid).



Blank writing area with four sets of primary handwriting lines (top solid, middle dashed, bottom solid).

by: _____

Handwriting practice lines consisting of four sets of three horizontal lines (top solid, middle dashed, bottom solid).



Handwriting practice lines consisting of three sets of three horizontal lines (top solid, middle dashed, bottom solid).

by: _____

