

Gingerbread House

Decorating


Practice reading and following directions with this gingerbread activity.

Select a gingerbread house directions mat. Read and follow the directions in order to correctly decorate the plain gingerbread house!





Put a  to the right of the house.

Put a  on the door.

Put a  on the roof.


Put a  in front of the house.



Put  under the gingerbread house.

Put a  next to the house.

Put a  on the roof.

Put a  in the window.





Put  above the door.

Put a  on top of the house.


Put a   to the left of the house.

Put   under the window.




Put a  to the right of the house.

Put  under the house.

Put a  to the left of the house.

Put  under the window.



Put a  in front of the door.

Put  on the roof.

Put a  to the right of the house.

Put  on top of the house.



