



# APPLES

to

# APPLES



Play **Apples to Apples** to practice describing pictures using adjectives.

Shuffle the picture cards and deal an even amount to all players. Place the green adjective cards in the middle of all players (blank adjective cards available to write customized adjectives). During each round, one player is the judge and does not play using their picture cards.

To play, the judge flips over one adjective card and reads it to all players. Players look at their picture cards to see if any pictures match the adjective in play. When a player selects the card, they place it face down in front of the judge. If they do not have a picture that can be described by the adjective, they may draw their own on the black cards. The judge looks at all pictures, and decides which one is best described the adjective. That player is the winner of the round! Players take turns being the judge during each round.

Play as many rounds as you'd like!

[www.HaveFunTeaching.com](http://www.HaveFunTeaching.com)

amazing



beautiful



black



boring



brave



bumpy



brown



broken



cold



delicious



cute



exciting



excellent



fast



funny



gigantic



happy



hard



heavy



hot



kind



little



loud



mean



noisy



orange



painful



pretty





quick




quiet



round



scary



sharp



soft



sweet



tall



warm



wet



yummy




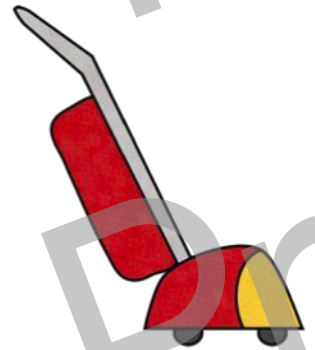
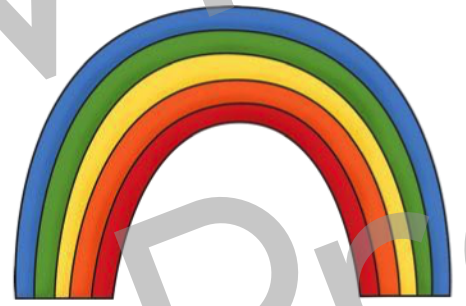
fragrant





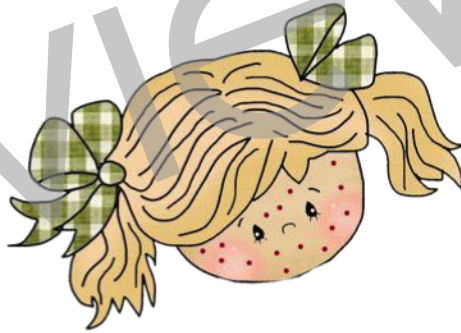
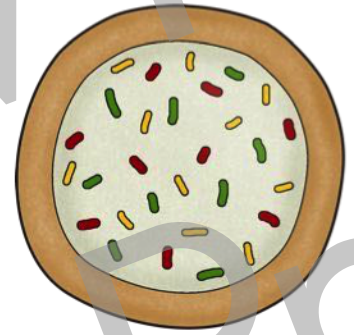


www.HaveFunTeaching.com





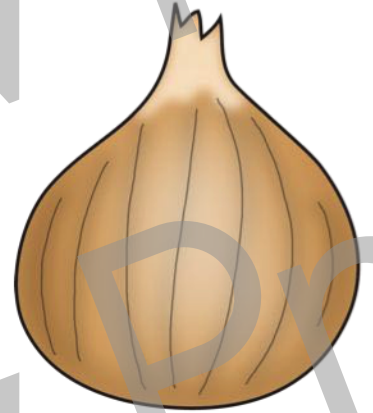



www.HaveFunTeaching.com










www.HaveFunTeaching.com









www.HaveFunTeaching.com







www.HaveFunTeaching.com



www.HaveFunTeaching.com