

# Whose is it?

## Using apostrophes

**Skill:** Using apostrophes to show ownership.

**Directions:** Match each character card with a personal object. On the worksheet, write each pair as a phrase, adding 's to each character's name.

Example: the paired cards of *Laura* and *sandwich* would be written on the worksheet as *Laura's sandwich*

# Gertie



[www.HaveFunTeaching.com](http://www.HaveFunTeaching.com)

# Adi



[www.HaveFunTeaching.com](http://www.HaveFunTeaching.com)

# Laura



[www.HaveFunTeaching.com](http://www.HaveFunTeaching.com)

# Zak



[www.HaveFunTeaching.com](http://www.HaveFunTeaching.com)

# Miguel




[www.HaveFunTeaching.com](http://www.HaveFunTeaching.com)

# Aric



[www.HaveFunTeaching.com](http://www.HaveFunTeaching.com)

# Tiger



[www.HaveFunTeaching.com](http://www.HaveFunTeaching.com)

# Edda



[www.HaveFunTeaching.com](http://www.HaveFunTeaching.com)

**Spud**



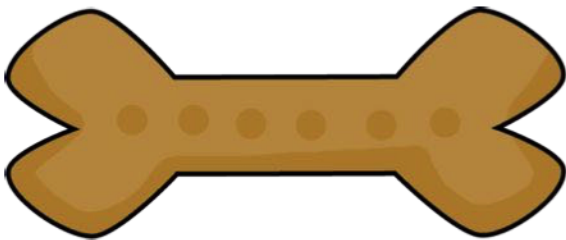
[www.HaveFunTeaching.com](http://www.HaveFunTeaching.com)

**Punky**




[www.HaveFunTeaching.com](http://www.HaveFunTeaching.com)

**bone**



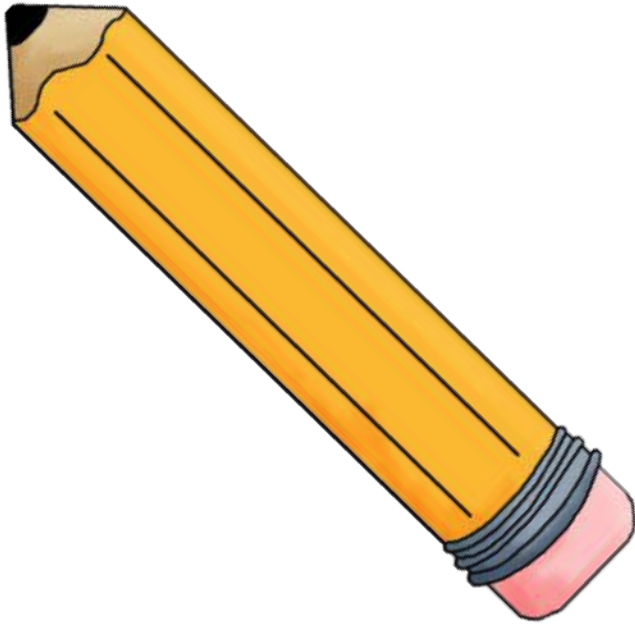
[www.HaveFunTeaching.com](http://www.HaveFunTeaching.com)

**ball**




[www.HaveFunTeaching.com](http://www.HaveFunTeaching.com)

# pencil



[www.HaveFunTeaching.com](http://www.HaveFunTeaching.com)

# scissors



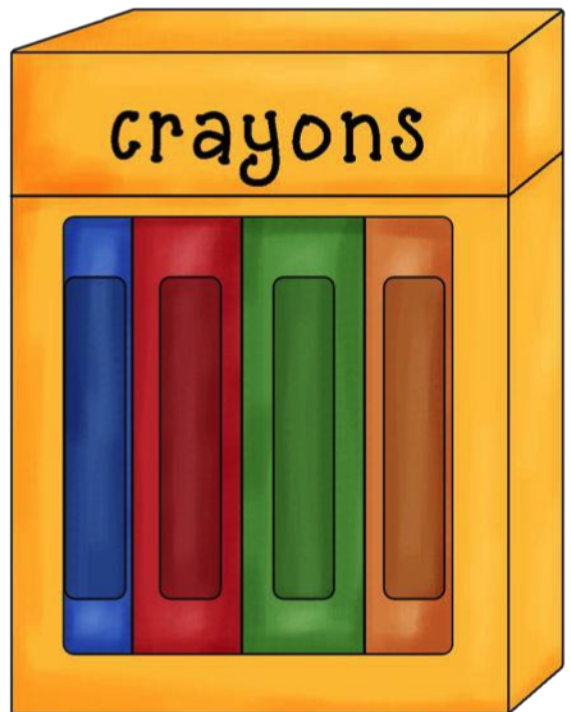
[www.HaveFunTeaching.com](http://www.HaveFunTeaching.com)

# glue



[www.HaveFunTeaching.com](http://www.HaveFunTeaching.com)

# crayons




[www.HaveFunTeaching.com](http://www.HaveFunTeaching.com)

**ice cream**



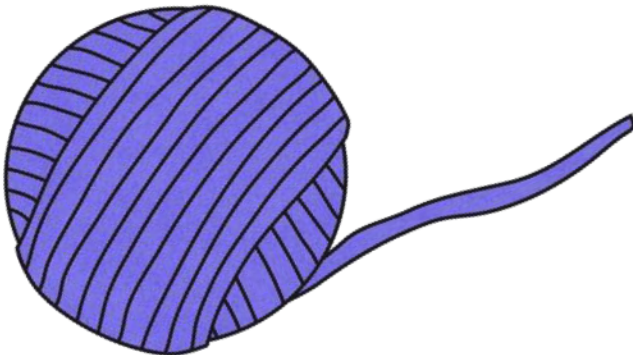
[www.HaveFunTeaching.com](http://www.HaveFunTeaching.com)

**sandwich**




[www.HaveFunTeaching.com](http://www.HaveFunTeaching.com)

**yarn**



[www.HaveFunTeaching.com](http://www.HaveFunTeaching.com)

**dish**



[www.HaveFunTeaching.com](http://www.HaveFunTeaching.com)

Name \_\_\_\_\_

**Directions:** Match each character card with a personal object. On the worksheet, write each pair as a phrase, adding 's to each character's name.

1. \_\_\_\_\_

2. \_\_\_\_\_

3. \_\_\_\_\_

4. \_\_\_\_\_

5. \_\_\_\_\_

6. \_\_\_\_\_

7. \_\_\_\_\_

8. \_\_\_\_\_

9. \_\_\_\_\_

10. \_\_\_\_\_

Name examples

**Directions:** Match each character card with a personal object. On the worksheet, write each pair as a phrase, adding 's to each character's name.

1. Gertie's pencil

2. Adi's scissors

3. Laura's ice cream

4. Zak's glue

5. Miguel's sandwich

6. Aric's crayons

7. Spud's ball

8. Punky's bone

9. Tiger's yarn

10. Edda's dish



Name \_\_\_\_\_

**Directions:** Match each character card with a personal object. On the worksheet, use each pair of words in a sentence, making sure to add 's to each character's name.

1. \_\_\_\_\_

2. \_\_\_\_\_

3. \_\_\_\_\_

4. \_\_\_\_\_

5. \_\_\_\_\_

6. \_\_\_\_\_

7. \_\_\_\_\_

8. \_\_\_\_\_

9. \_\_\_\_\_

10. \_\_\_\_\_

Name examples

**Directions:** Match each character card with a personal object. On the worksheet, use each pair of words in a sentence, making sure to add 's to each character's name.

1. Gertie's pencil needs to be sharpened.

2. Adi's scissors are purple.

3. Laura's ice cream is melting.

4. Zak's glue is almost empty

5. Miguel's sandwich looks good.

6. Please share Aric's crayons.

7. I like to play with Spud's ball.

8. Punky's bone smells bad.

9. Tiger's yarn is tangled.

10. Mom needs to fill Edda's dish.