




an activity

Skill: Sorting and using adjectives

Directions: Sort the adjective word cards under the correct heading. Use the word cards to describe the monsters on each monster card. Complete a worksheet.

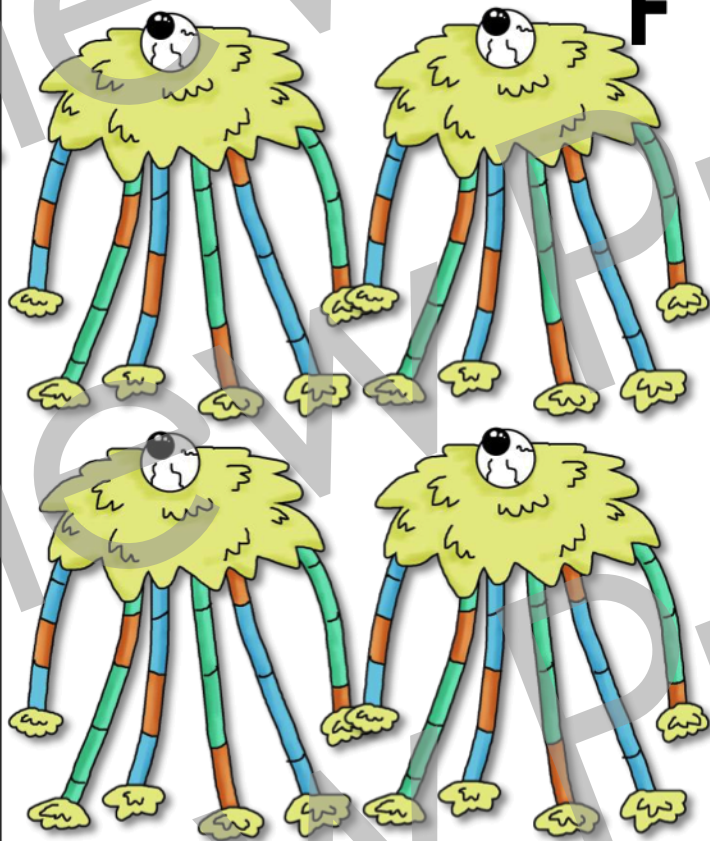







E

www.HaveFunTeaching.com



F

www.HaveFunTeaching.com



G

www.HaveFunTeaching.com

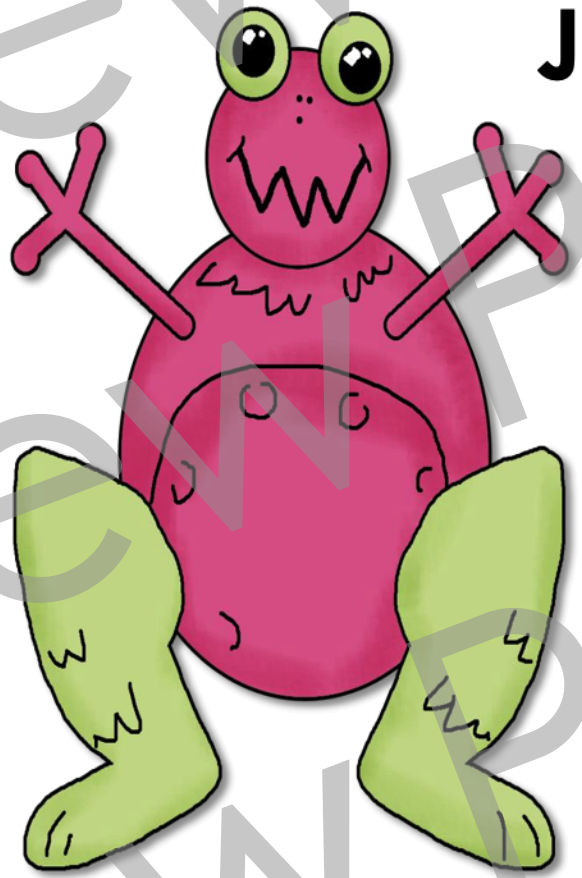


H


www.HaveFunTeaching.com




www.HaveFunTeaching.com



www.HaveFunTeaching.com



www.HaveFunTeaching.com



www.HaveFunTeaching.com

one

www.HaveFunTeaching.com

two

www.HaveFunTeaching.com

three

www.HaveFunTeaching.com

four

www.HaveFunTeaching.com

five

www.HaveFunTeaching.com

six

www.HaveFunTeaching.com

big

www.HaveFunTeaching.com

little

www.HaveFunTeaching.com

huge

www.HaveFunTeaching.com

tiny

www.HaveFunTeaching.com

fat

www.HaveFunTeaching.com

thin

www.HaveFunTeaching.com

short

www.HaveFunTeaching.com

tall

www.HaveFunTeaching.com

smooth

www.HaveFunTeaching.com

bumpy

www.HaveFunTeaching.com

furry

www.HaveFunTeaching.com

fuzzy

www.HaveFunTeaching.com

scaly

www.HaveFunTeaching.com

fluffy

www.HaveFunTeaching.com

yellow

www.HaveFunTeaching.com

purple

www.HaveFunTeaching.com

green

www.HaveFunTeaching.com

pink

www.HaveFunTeaching.com

white

www.HaveFunTeaching.com

red

www.HaveFunTeaching.com

black

www.HaveFunTeaching.com

brown

www.HaveFunTeaching.com

orange

www.HaveFunTeaching.com

blue

www.HaveFunTeaching.com

color words

www.HaveFunTeaching.com

size words

www.HaveFunTeaching.com

texture words

www.HaveFunTeaching.com

number words

www.HaveFunTeaching.com

Name _____

Directions: Sort the adjective word cards under the correct heading. Write each word in the correct circle.

color words

number words

texture words

size words

Directions: Sort the adjective word cards under the correct heading. Write each word in the correct circle.

color words

- red
- orange
- yellow
- green
- blue
- purple
- pink
- white
- brown
- black

number words

- one
- two
- three
- four
- five
- six

texture words

- smooth
- bumpy
- furry
- fuzzy
- scaly
- fluffy

size words

- big
- little
- huge
- tiny
- fat
- thin
- short
- tall

Name _____

Directions: Choose four monster cards. Use the adjective word cards to describe the monsters.

Use this format:

[number] [size], [texture], [color] monster

three short, fuzzy, pink monsters

Monster Card _____

Monster Card _____

Monster Card _____

Monster Card _____

Name _____ examples _____

Directions: Choose four monster cards. Use the adjective word cards to describe the monsters.

Use this format:

[number] [size], [texture], [color] monster

three short, fuzzy, pink monsters

Monster Card A

two tall, smooth, yellow monsters

Monster Card B

one large, smooth, pink monster

Monster Card F

four short, furry, yellow monsters

Monster Card L

three tiny, fuzzy, pink and green monsters

Name _____

Directions: Choose four adjective word cards. Write the adjectives below. Then, draw and color a picture to fit the description.

Use this format:

[number] [size], [texture], [color] monster

three short, fuzzy, pink monsters

Write here:

Draw here: