

Order up!

Sequencing Activity





Cut apart the picture cards and mix them up.

To complete the activity, use the sequencing mat to put three pictures in order. After sequencing all of the pictures, choose one event to illustrate on the included worksheet. Draw the 1st, 2nd and 3rd pictures and write a sentence below the picture.

www.HaveFunTeaching.com





www.HaveFunTeaching.com



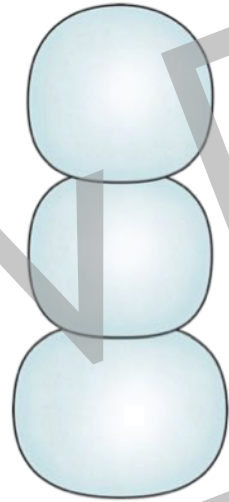




www.HaveFunTeaching.com






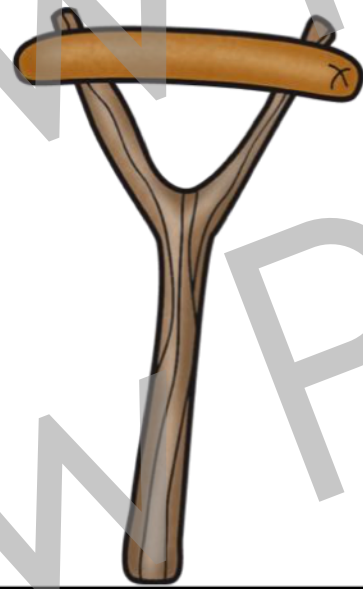


www.HaveFunTeaching.com



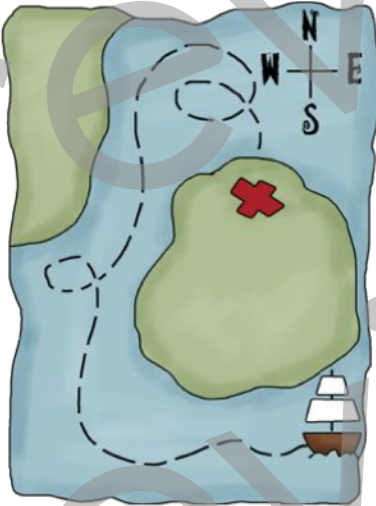





www.HaveFunTeaching.com





www.HaveFunTeaching.com





sequencing Mat

1

2

3



Name _____

Directions: Draw three pictures of a sequence. Write a sentence to describe each picture to explain the sequence.