



Singular or Plural



Go Fish

Activity 1- Singular or Plural Sort

Sort the picture cards onto the Singular or Plural sorting mat.

Activity 2- Go Fish

Shuffle the picture cards and deal four cards out to each player. The object of the game is to get rid of all of your cards by collecting singular and plural pairs. The first player starts by either placing down a singular/plural pair or asking another player for a matching card. If the other person does not have the card needed, pick up a card from the draw pile. Players continue asking others for cards and drawing from the pile. When you have successfully collected a singular and plural match, place it down on the table.

The first player to make singular/plural pairs out of all their cards is the winner.


After game play, complete the worksheet provided.

www.HaveFunTeaching.com

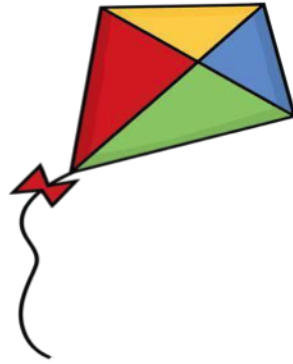


Singular


Plural




bird



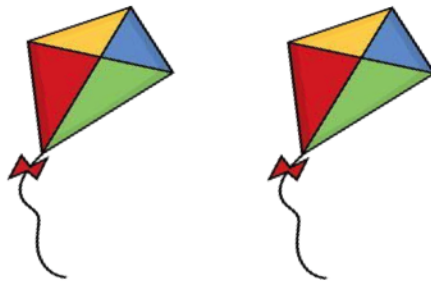
kite




apple



birds




kites



apples




cat




tree



bee



cats




trees




bees




dog



flower




chip



dogs



flowers




chips




frog



girl




egg



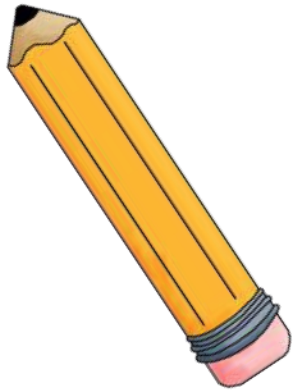
frogs




girls




eggs



pencil




crab




shark



pencils



crabs




sharks



boy




car




shell



boys



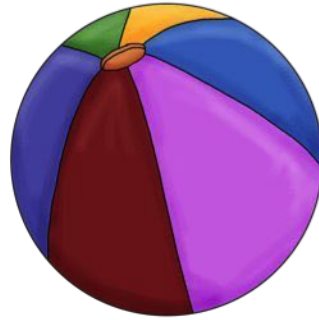
cars



shells




block




ball



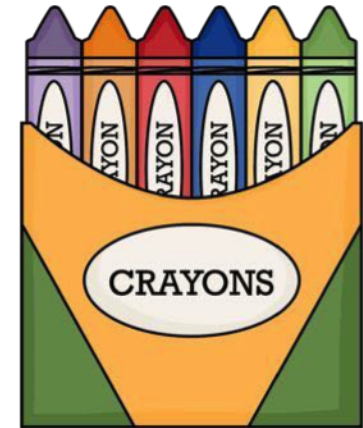
crayon



blocks



balls



crayons

Name _____

Directions: Write the singular form of each word next to the picture. Then, write the plural form by adding an 's' to the end.

