



Deep Sea Diving

Go Deep Sea Diving around the classroom to search for treasures and creatures under the sea.


Write the Room Activity:

Place the counting cards around the room (1-20 available). Students search around the room to search for the 20 different things they can discover. When a picture card is found, count the number of objects on the card, and write the answer on the recording sheets provided.

Two worksheets provided, focusing on numbers 1-10 or 10-20.

Match Game Activity:

Match the number card to the correct picture card.



1

2

3

4

5

6

7

8

9

10

11

12

13

14

15

16

17



18

19




20







www.HaveFunTeaching.com








www.HaveFunTeaching.com









www.HaveFunTeaching.com




www.HaveFunTeaching.com




www.HaveFunTeaching.com




www.HaveFunTeaching.com




www.HaveFunTeaching.com




www.HaveFunTeaching.com




www.HaveFunTeaching.com




www.HaveFunTeaching.com




www.HaveFunTeaching.com



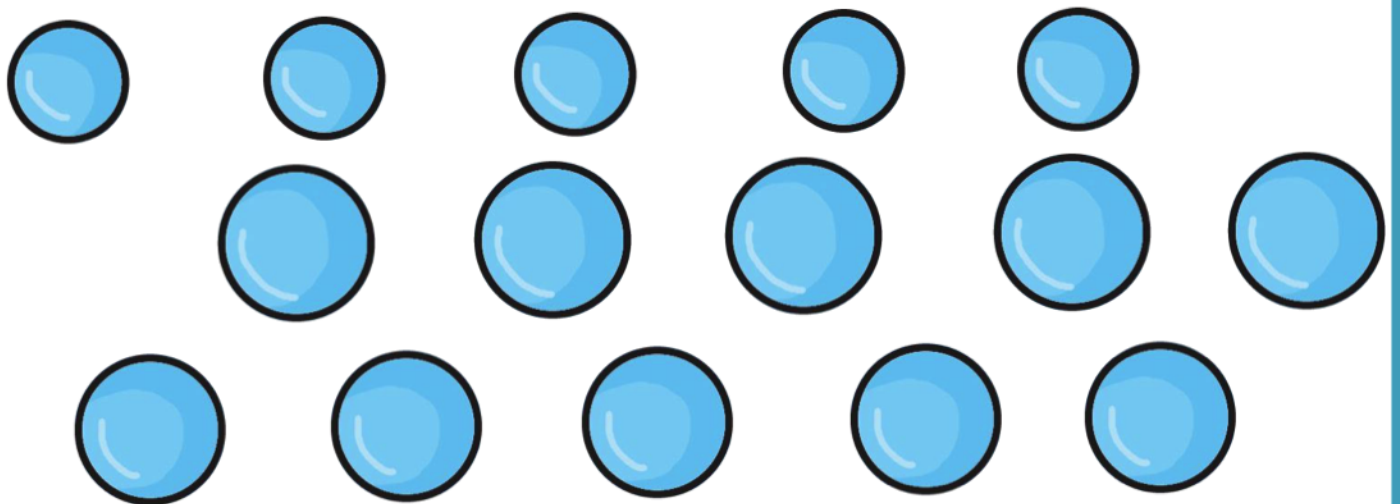
www.HaveFunTeaching.com




www.HaveFunTeaching.com




www.HaveFunTeaching.com




www.HaveFunTeaching.com





www.HaveFunTeaching.com




www.HaveFunTeaching.com



www.HaveFunTeaching.com



www.HaveFunTeaching.com





www.HaveFunTeaching.com

0 0 0 0 0 0 0 0 0 0 0 0 0 0 0



0 Name _____

0 **Directions:** Go deep sea diving around the classroom to find the counting cards
0 with the below items. Count the number of pictures on each card and write the
0 number on the line.

0
0  _____  _____ 0

0
0  _____  _____ 0

0
0  _____  _____ 0


0
0  _____  _____ 0

0
0  _____  _____ 0

0 0 0 0 0 0 0 0 0 0 0 0 0 0 0


0 Name _____

0 **Directions:** Go deep sea diving around the classroom to find the counting cards
0 with the below items. Count the number of pictures on each card and write the
0 number on the line.

0  _____


0  _____

0  _____


0  _____

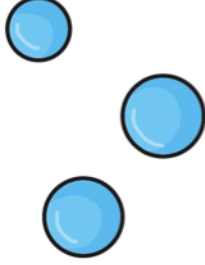
0  _____

0  _____

0  _____

0  _____

0  _____

0  _____

0  _____