


Bugged Out

Skill: Ordinal numbers from first through tenth.
Activity includes number cards, word cards, and two worksheets with answer keys.

Directions: Match the number cards and word cards. Complete the worksheet.





first

www.HaveFunTeaching.com



second

www.HaveFunTeaching.com



third

www.HaveFunTeaching.com



fourth

www.HaveFunTeaching.com



fifth

www.HaveFunTeaching.com



sixth

www.HaveFunTeaching.com



seventh

www.HaveFunTeaching.com



eighth

www.HaveFunTeaching.com




ninth

www.HaveFunTeaching.com




tenth


www.HaveFunTeaching.com




www.HaveFunTeaching.com




www.HaveFunTeaching.com




www.HaveFunTeaching.com



www.HaveFunTeaching.com



www.HaveFunTeaching.com



www.HaveFunTeaching.com



www.HaveFunTeaching.com



www.HaveFunTeaching.com



www.HaveFunTeaching.com




www.HaveFunTeaching.com



www.HaveFunTeaching.com



www.HaveFunTeaching.com




www.HaveFunTeaching.com



www.HaveFunTeaching.com




www.HaveFunTeaching.com



www.HaveFunTeaching.com



www.HaveFunTeaching.com



www.HaveFunTeaching.com

Name _____

Directions: Use the cards to put the ordinal number-words in order. Write the words on the lines in order.

Ordinal Numbers

Name _____ **answers** _____

Directions: Use the cards to put the ordinal number-words in order. Write the words on the lines in order.

Ordinal Numbers

first

second

third

fourth

fifth

sixth

seventh

eighth


ninth

tenth

Name _____

Directions: Use crayons or colored pencils to complete the activity. Read each sentence below and follow the instructions.

- Color the third dragonfly purple.
- Circle the second dragonfly in red.
- Draw a green line under the fifth dragonfly.
- Color the first dragonfly yellow.
- Draw an orange square around the sixth dragonfly.
- Cross out the ninth dragonfly.
- Color the tenth dragonfly green.
- Draw a blue circle around the third dragonfly.
- The eighth dragonfly should be left white.
- Color the fourth dragonfly brown.



Name _____ **answers** _____

Directions: Use crayons or colored pencils to complete the activity. Read each sentence below and follow the instructions.

- Color the third dragonfly purple.
- Circle the second dragonfly in red.
- Draw a green line under the fifth dragonfly.
- Color the first dragonfly yellow.
- Draw an orange square around the sixth dragonfly.
- Color the third dragonfly purple.
- Circle the second dragonfly in red.
- Draw a green line under the fifth dragonfly.
- Color the first dragonfly yellow.
- Draw a blue circle around the seventh dragonfly.
- The eighth dragonfly should be left white.
- Color the fourth dragonfly brown.

