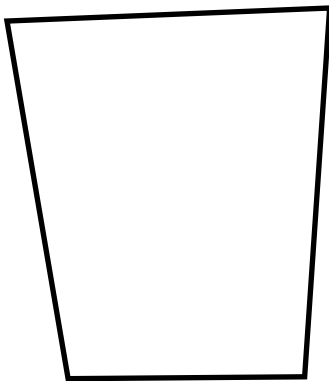



Name: \_\_\_\_\_

## The Life of a Plant

Directions: The best way to learn about the life cycle of a plant is to start with a seed.

1. Choose a seed to plant. A kidney bean or sunflower seed would work well.
2. Fill a clear cup with some soil. Poke a hole into the soil with your finger, and drop in the seed.
3. Add some water so the soil is wet.
4. Wait and watch.
5. Draw what you see after a week. After two weeks... Observe and record what you notice about the plant's life cycle.



Date \_\_\_\_/\_\_\_\_/\_\_\_\_

---

---

---

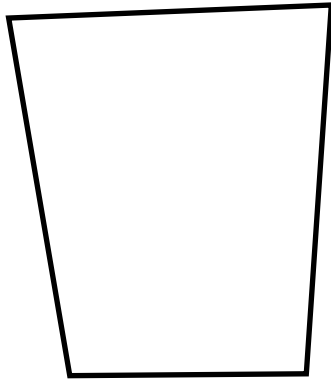
---

---

Name: \_\_\_\_\_

# The Life of a Plant

The best way to learn about the life cycle of a plant is to start with a seed.



Date \_\_\_\_/\_\_\_\_/\_\_\_\_

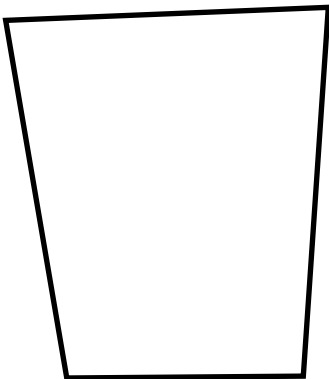
---

---

---

---

---



Date \_\_\_\_/\_\_\_\_/\_\_\_\_

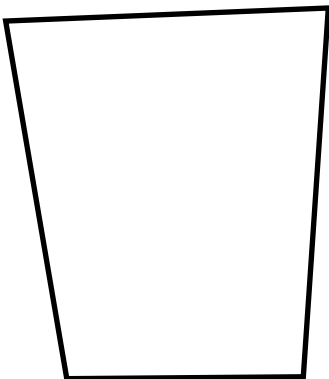
---

---

---

---

---



Date \_\_\_\_/\_\_\_\_/\_\_\_\_

---

---

---

---

---