

WORD FAMILY

FLAP BOOKS



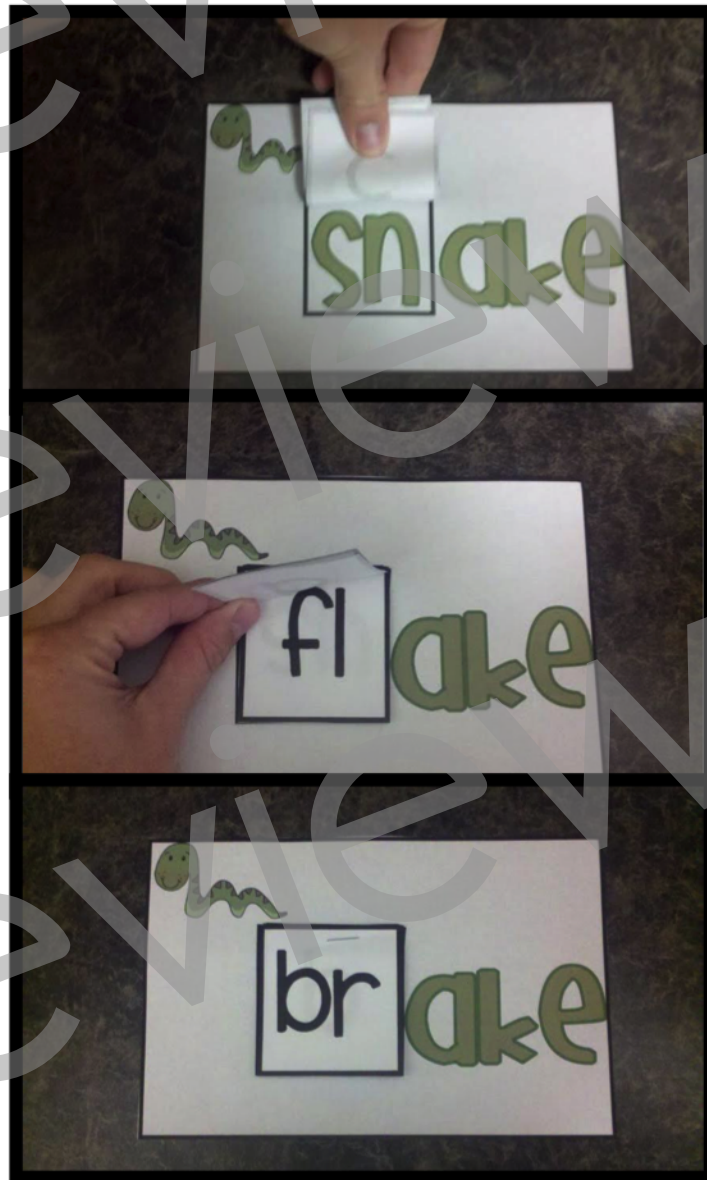
FLAP

flat

that

Directions

- ~The top half of the page is the base.
- ~Cut each square and staple all the squares together on the base page.
- ~Each square flaps to make new words.





Cat

th


fl

ch

h

m

s



snake

sh

fl

br

st

b

c



bag

br

fl

sn

g

r

+



Ship

fl

sn

dr

gr

tr

ch



dog

fr


bl

ck

l

h

j



bell

sh

sm

sw

w

t

sp



School

dr

st

sp

p

w

t