



Long e Match


Directions: Cut the cards on both pages.
(Teachers, you can laminate these cards to create a center.)
Match the pictures to the correct long e spelling.




ee



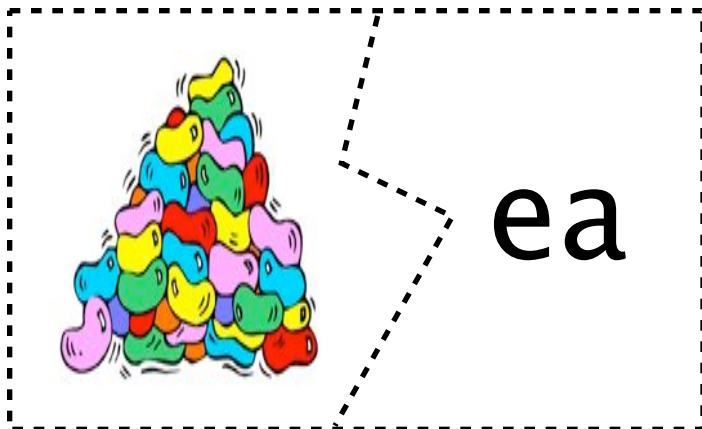
ea




ey



ee




ea



ee



ee



ea



ey



ee



ea



ey



ee



ea