





Long i Match


Directions: Cut the cards on both pages.
(Teachers, you can laminate these cards to create a center.)
Match the pictures to the correct long i spelling.




y




igh




i_e



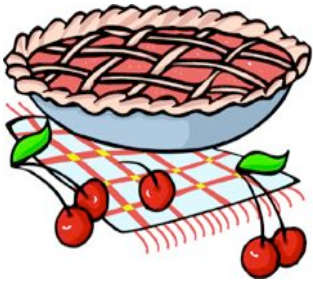
y



igh



y



ie



igh



i_e



ie



igh



i_e



ie



igh