
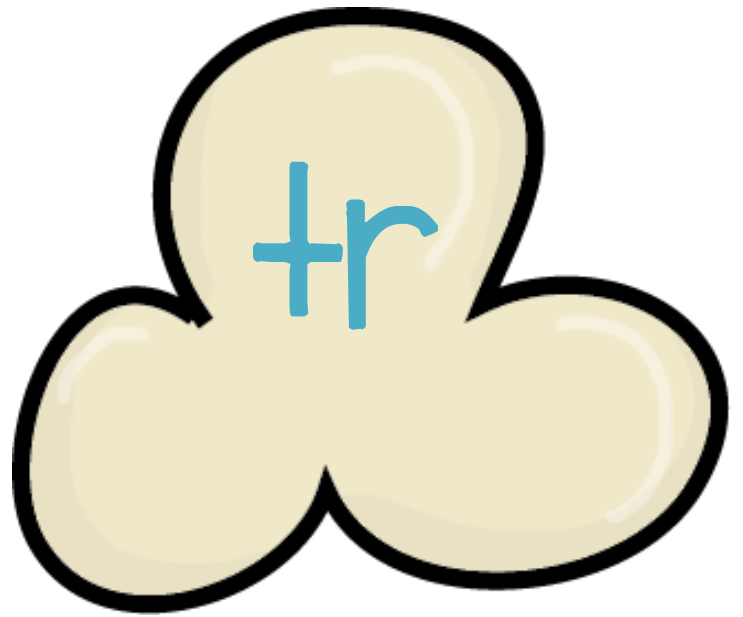




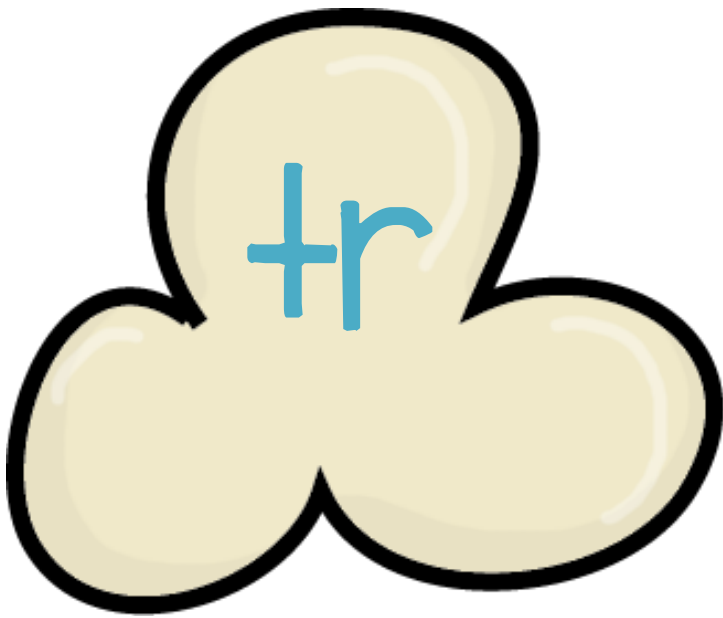








popcorn blends

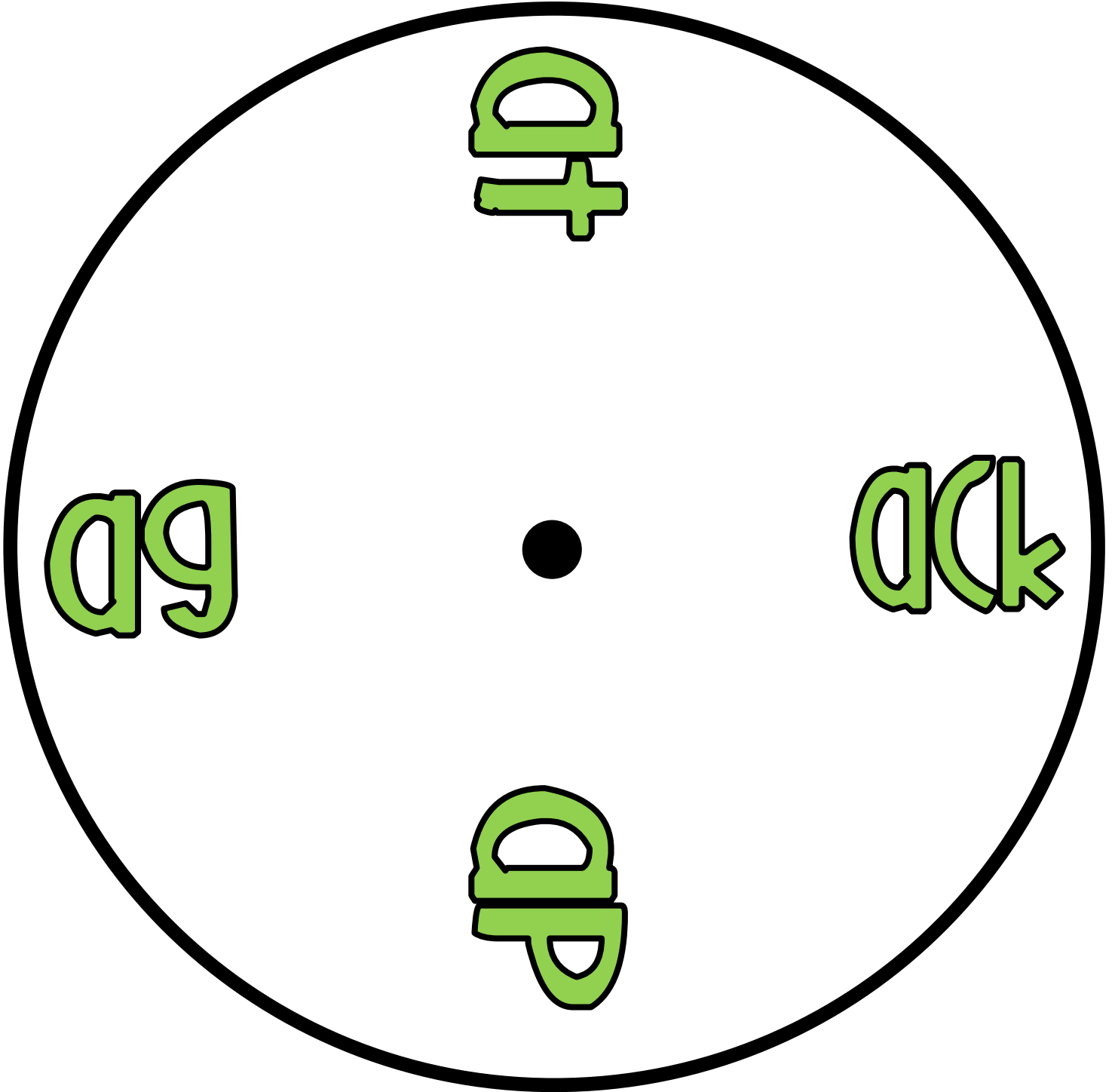












ell

ept

ess

ew



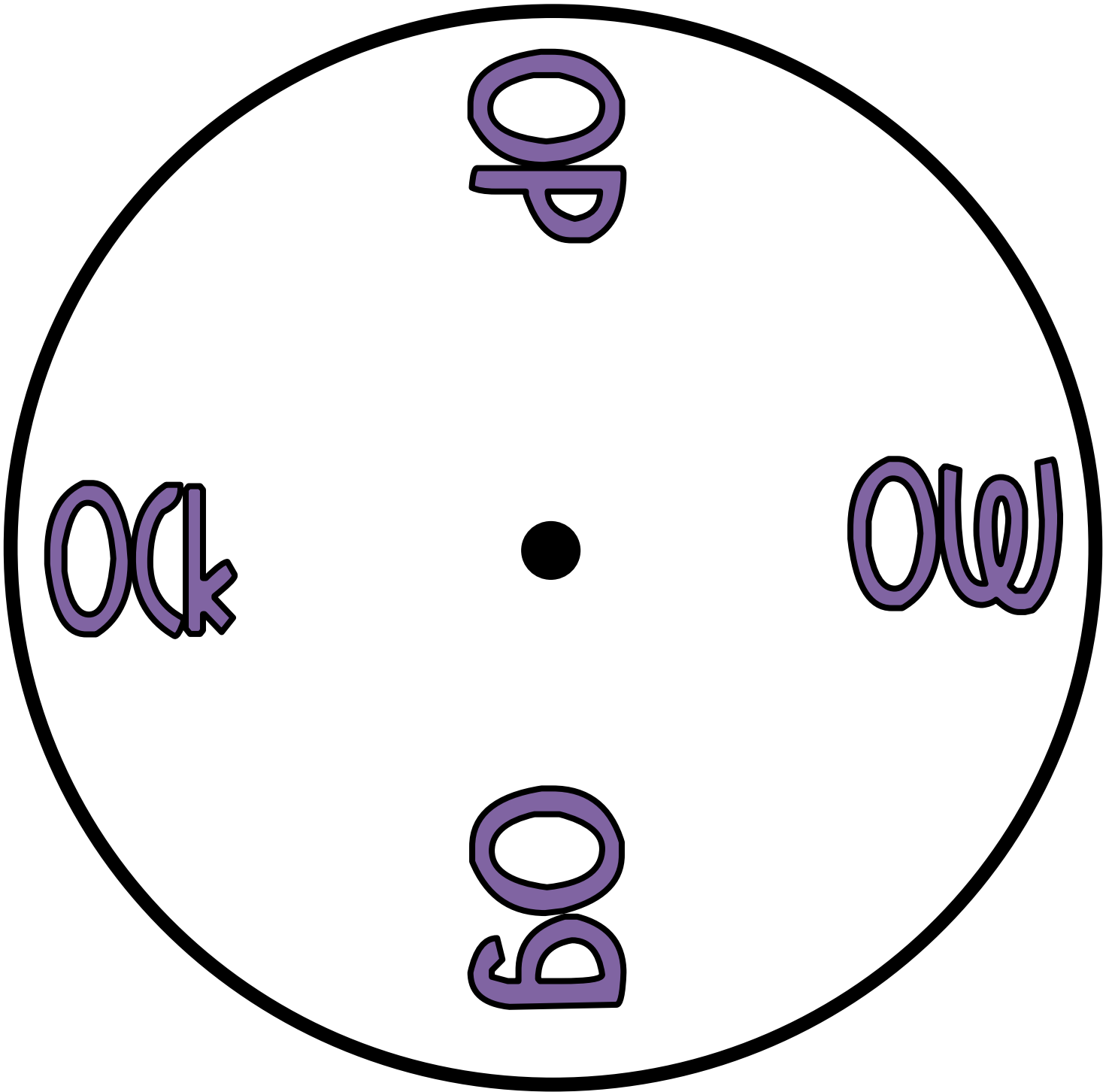
in

ink



iii

in



UCL

UNK

UNT

USH



HOW TO PLAY

- cut out popcorn blends and word wheels
- pull a popcorn blend - set aside
- spin the spinner on the wheel
- match the blend to the word ending
- when you make a real word record it on the recording sheet

to make a simple spinner

*place a paperclip in the center of the word wheel

*place the pencil tip in the black center circle inside of the paperclip

*holding the pencil still, flick the paperclip so it will spin around the pencil base

POPCORN

BIENDS

Handwriting practice lines for the word "POPCORN". Each row consists of a solid top line, a dashed middle line, and a solid bottom line. There are 10 rows of these lines provided for writing practice.

Handwriting practice lines for the word "BIENDS". Each row consists of a solid top line, a dashed middle line, and a solid bottom line. There are 10 rows of these lines provided for writing practice.

write real
words
that
you make using
your popcorn blends

possible real words that can be made

-at	-ap	-ack	-ag
brat flat slat	trap wrap snap flap	crack track smack stack snack black	brag flag drag snag swag

-ell	-ew	-ess	-ept
smell spell	blew drew flew stew	press dress bless	swept slept

-ick	-ink	-ing	-ill
trick flick brick slick prick stick	blink clink drink stink	bring swing sling	spill skill drill frill

-op	-ock	-og	-ow
stop flop drop slop	clock block	blog smog frog	snow crow blow glow slow

-uck	-ush	-unk	-unt
stuck truck pluck	blush brush slush	skunk flunk spunk trunk	grunt blunt stunt