




Name: _____

Classify Objects

Directions: Look at the pictures on page 2. What shapes do you see? Think about each shape's attributes. Cut out the pictures and glue them into the proper columns below.

circle round curve no angles	square 4 sides straight lines 4 angles	triangle 3 sides straight lines 3 angles



Name: _____

Cut the pictures on the dotted line.

circle




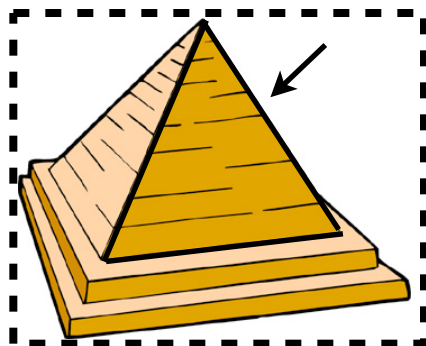




round
curve
no angles

square

4 sides
straight lines
4 angles

triangle

3 sides
straight lines
3 angles



Name: _____

Classify Objects: Answer Key

Directions: Look at the pictures on page 2. What shapes do you see? Think about each shape's attributes. Cut out the pictures and glue them into the proper columns below.

<p>circle</p> <p>round curve no angles</p>	<p>square</p> <p>4 sides straight lines 4 angles</p>	<p>triangle</p> <p>3 sides straight lines 3 angles</p>
